

# Control block CPX-CEC-...-V3

**FESTO**



## Key features

### Application

#### Controllers



The control blocks CPX-CEC-...-V3 are modern control systems for CPX terminals that enable programming with CODESYS to IEC 61131-3.

#### Programming in a global language

CODESYS V3 provided by Festo offers a convenient user interface with the following functions:

- Integrated module libraries
- Library Manager for integrating further libraries
- Visualisation editor
- Simulation mode
- Integrated project documentation
- Debugging functions for fault finding
- Configuration and parameterisation of the controller using the control configuration
- Object-oriented programming

#### Basic functions

The control blocks CPX-CEC-...-V3 offer the following basic functions:

- Programming with CODESYS to IEC 61131-3
- Communication via Ethernet (Modbus/TCP, EasyIP, TCP/IP)
- Process visualisation using operator unit CDPX or OPC server
- Communication via fieldbus in combination with a bus node in the CPX terminal
- Diagnostics and quick commissioning of CPX modules via handheld CPX-FMT

#### CPX-CEC-C1-V3 offers

- All basic functions
- CANopen master for controlling up to 127 CANopen stations. Electric axes can be controlled in point-to-point mode

#### CPX-CEC-M1-V3 offers

- All basic functions
- CANopen master for controlling up to 8 electric axes (recommended) in interpolated mode. Of these, up to 3 axes can be 3D-interpolated and up to 5 axes can be linearly interpolated
- SoftMotion function library for coordinated multi-axis movements

#### CPX-CEC-S1-V3 offers

- All basic functions
- RS232 interface for operating external devices

**Note**  
When using third-party devices, data communication must be programmed by the user.

#### Bus connection

The control blocks CPX-CEC-...-V3 are remote controllers that can be connected to a higher-order PLC via the bus nodes of the CPX terminal or via Ethernet, for example:

- PROFINET
- EtherNet/IP
- EtherCAT
- PROFIBUS
- DeviceNet

#### Operating modes

- Stand-alone
- Remote controller on the fieldbus
- Remote controller on Ethernet

#### System configuration

CANopen connects CPX-CEC with valve terminals and electric drive controllers from Festo:

- CPX, CPV
- CMMP-AS, CMMS-ST, etc.
- AS-Interface gateway

Ethernet connects CPX-CEC with additional controllers and operator units from Festo:

- CDPX
- Camera SBO...-Q

## Key features

### Advantages for users

#### Increased performance

Improved cycle times – more connectable actuators.  
Compatibility with almost all control systems on the market is ensured via the CPX terminal.

The extensive CODESYS function library provides diagnostics and condition monitoring options.

#### Reduced costs

For standardised pre-processing: reduces installation costs as an intelligent remote I/O terminal to IP65/IP67 directly at the machine.

The control blocks CPX-CEC-...-V3 are ideally adapted to CPX and motion applications with up to 127 axes.

#### Simple, yet efficient: decentralised structures

The modular I/O system with up to 512 I/Os and CAN master functionality offers complete flexibility, whether for open-loop or closed-loop control.

Stand-alone for low-cost automation of manual workstations, for example, or remote control with pre-processing.

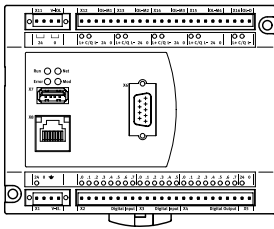
#### The only one in the world to IP65

The fully integrated automation platform for standard, proportional and servo-pneumatics, sensor and motion control to IP65.

And commissioning is really easy.

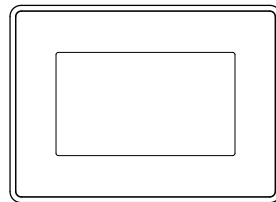
### Classification of CPX-CEC in the portfolio for multi-axis controllers for electric drive technology

#### Compact controller CECC



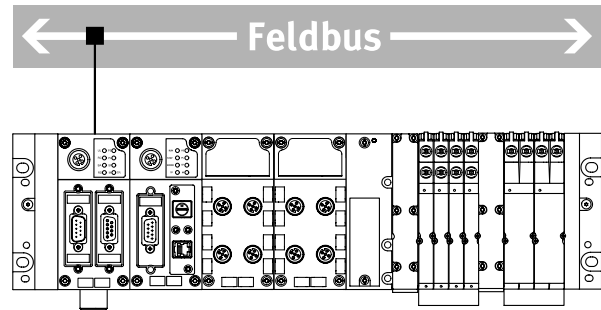
Compact and with more functions. For controlling electric and pneumatic drives for small tasks.  
Stand-alone or in mechatronic solutions via CODESYS V3 provided by Festo.

#### Integrated controller in CDPX



Display generation with integrated controller with CODESYS V3 provided by Festo, powerful processors, combined with widescreen technology for greater functionality, higher resolution and versatile access options.

#### Integrated control blocks in CPX terminal: CPX-CEC



CODESYS V3 provided by Festo for the best valve/sensor terminal on the market: CPX-CEC reduces installation costs as an intelligent remote system to IP65/IP67 directly at the machine.

Ideal for CPX terminal and motion applications with up to 127 electric drives, PTP and SoftMotion applications up to 3D plus auxiliary axes.

## Data sheet

- Industrial Ethernet
- TCP/IP
- EasyIP
- Web interface
- Email
- Data transfer

The CODESYS controller is a modern control system for CPX terminals that enables programming with CODESYS to IEC 61131-3.

The power supply to and communication with other modules takes place via the interlinking block.

In addition to network connections, LEDs are also provided for the bus status, operating status of the PLC and CPX peripherals information, as are switching elements and a diagnostic interface for CPX-FMT.



### Application

#### Bus connection

The CPX-CEC is a remote controller that can be connected to a higher-order PLC via the bus nodes of the CPX terminal or via Ethernet.

At the same time, it is possible to operate the CPX-CEC as a compact stand-alone controller directly on the machine.

#### Communication protocols

- Fieldbus via CPX bus nodes
- Modbus/TCP
- EasyIP

#### Operating modes

- Stand-alone
- Remote controller, fieldbus
- Remote controller, Ethernet

### Setting options

The CPX-CEC has the following interfaces for monitoring, programming and commissioning:

- For the CPX-FMT
- Ethernet interface for IT applications
- Remote diagnostics

The operating mode and fieldbus protocol are set using the DIL switch on the CPX-CEC.

The integrated web server offers a convenient means of querying data saved in the CPX-CEC.

### Features

- Easy control of valve terminal configurations with MPA, VTSA
- Diagnostics with flexible monitoring options for pressure, flow rate, cylinder operating time, air consumption

- Activation of decentralised installation systems on the basis of CPI control of applications in proportional pneumatics
- AS-interface control via gateway

- Connection to all fieldbuses as a remote controller and for pre-processing
- Control of electric actuators as individual axes via CANopen (CPX-CEC-C1/-M1)

- Early warnings and visualisation options
- Servo-pneumatic applications

## Data sheet

General technical data		
Protocol	CODESYS Level 2	
	EasyIP	
	Modbus TCP	
	TCP/IP	
Processing time	Approx. 200 µs/1 k instructions	
Programming software	CODESYS provided by Festo	
Programming language	In accordance with IEC 61131-3	
	Sequential function chart (SFC)	
	Instruction list (IL)	
	Function chart (FCH), additional continuous function chart (CFC)	
	Ladder diagram (LD)	
Programming	Operating language	German, English
	Support for file handling	Yes
Device-specific diagnostics	Diagnostic memory	
	Channel and module-oriented diagnostics	
	Undervoltage/short-circuit modules	
LED displays	Bus-specific	TP: Link/traffic
	Product-specific	RUN: PLC status
		STOP: PLC status
		ERR: PLC runtime error
		PS: Electronics supply, sensor supply
		PL: Load supply
		SF: System fault
M: Modify/forcing active		
IP address setting	DHCP	
	Via CODESYS	
	Via MMI	
Function blocks	CPX diagnostic status, copy CPX diagnostic trace, read CPX module diagnostics, and more	
Dimensions (including interlinking block) W x L x H	[mm]	50 x 107 x 55
Product weight	[g]	135

Materials		
Housing	Reinforced PA	
	PC	
Note on materials	RoHS-compliant	

Operating and environmental conditions		
Ambient temperature	[°C]	-5 ... +50
Storage temperature	[°C]	-20 ... +70
Relative humidity	[%]	95, non-condensing
Corrosion resistance class CRC <sup>1)</sup>		2

1) Corrosion resistance class CRC 2 to Festo standard FN 940070

Moderate corrosion stress. Indoor applications in which condensation can occur. External visible parts with primarily decorative surface requirements which are in direct contact with a normal industrial environment.

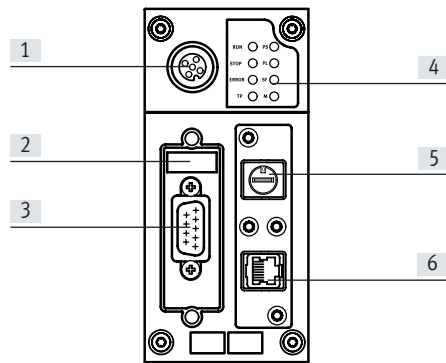
Electrical data			
Nominal operating voltage	[V DC]	24	
Load voltage	Nominal operating voltage	[V DC]	24
	With pneumatics type VTSA	[V DC]	21.6 ... 26.4
	With pneumatics type MPA	[V DC]	18 ... 30
	Without pneumatics	[V DC]	18 ... 30
Mains buffering	[ms]	10	
Intrinsic current consumption at nominal operating voltage	[mA]	Typically 85	
Degree of protection to EN 60529		IP65, IP67	

## Data sheet

Technical data		CPX-CEC-S1-V3	CPX-CEC-C1-V3	CPX-CEC-M1-V3
Type				
Additional functions		Diagnostic functions	Motion functions for electric drives	SoftMotion functions for electric drives
		RS232 communication function	–	–
CPU data	Flash [MB]	32		
	RAM [MB]	256		
	Processor [MHz]	800		
Control interface		–	CAN bus	CAN bus
Parameterisation		CODESYS V3		
Configuration support		CODESYS V3		
Program memory, user program [MB]		16		
Flags		CODESYS variable concept		
Remnant data [kB]		28		
Control components		–	DIL switch for CAN termination	DIL switch for CAN termination
		Rotary switch for RUN/Stop	Rotary switch for RUN/Stop	Rotary switch for RUN/Stop
Total number of axes		–	127	31
Ethernet	Quantity	1		
	Connection technology	RJ45 socket, 8-pin		
	Data transmission speed [Mbps]	10/100		
	Supported protocols	TCP/IP, EasyIP, Modbus TCP		
Fieldbus interface	Quantity	–	1	1
	Connection technology	–	Sub-D plug, 9-pin	Sub-D plug, 9-pin
	Data transmission speed, can be set via software [kbps]	–	125, 250, 500, 800, 1000	125, 250, 500, 800, 1000
	Supported protocols	–	CAN bus	CAN bus
	Max. cable length [m]	–	–	–
	Galvanic isolation	–	Yes	Yes
Data interface	Quantity	1	–	–
	Connection technology	Sub-D socket, 9-pin	–	–
	Data transmission speed, can be set via software [kbps]	9.6 ... 230.4	–	–
	Supported protocols	RS 232 interface	–	–
	Max. cable length [m]	30	–	–
	Galvanic isolation	Yes	–	–

## Data sheet

## Connection and display elements CPX-CEC-C1-V3, CPX-CEC-M1-V3



- [1] CPX-FMT connection
- [2] DIL switch
- [3] Fieldbus interface  
(Sub-D plug, 9-pin)
- [4] Status LEDs, bus-specific and  
product-specific
- [5] RUN/STOP rotary switch
- [6] Ethernet interface (RJ45 socket,  
8-pin)

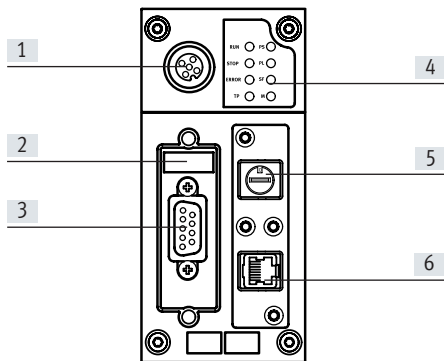
## Pin allocation – CPX-CEC-C1-V3, CPX-CEC-M1-V3

	Pin	Signal	Meaning
<b>Fieldbus interface, Sub-D plug</b>			
	1	n.c.	Not connected
	2	CAN_L	CAN low
	3	CAN_GND	CAN ground
	4	n.c.	Not connected
	5	CAN_SHLD	Connection to functional earth FE
	6	CAN_GND	CAN ground (optional) <sup>1)</sup>
	7	CAN_H	CAN high
	8	n.c.	Not connected
	9	n.c.	Not connected
Housing	Shielding	Plug housing must be connected to FE	
<b>Ethernet interface, RJ45 plug</b>			
	1	TD+	Transmitted data+
	2	TD-	Transmitted data-
	3	RD+	Received data+
	4	n.c.	Not connected
	5	n.c.	Not connected
	6	RD-	Received data-
	7	n.c.	Not connected
	8	n.c.	Not connected
Housing	Shielding	Shielding	

1) If a drive controller is connected to an external power supply, CAN ground (optional), pin 6, cannot be used on the CPX-CEC-C1/-M1.

Data sheet

Connection and display elements CPX-CEC-S1-V3



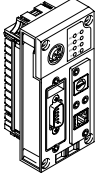
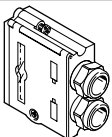





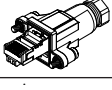

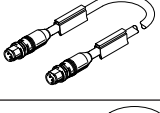
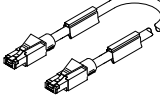
- [1] CPX-FMT connection
- [2] DIL switch
- [3] RS232 interface (Sub-D socket, 9-pin)
- [4] Status LEDs, bus-specific and product-specific
- [5] RUN/STOP rotary switch
- [6] Ethernet interface (RJ45 socket, 8-pin)

Pin allocation – CPX-CEC-S1-V3

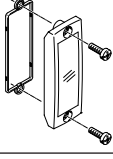
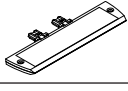

	Pin	Signal	Meaning
<b>RS 232 interface, Sub-D socket</b>			
	1	n.c.	Not connected
	2	RxD	Received data
	3	TxD	Transmitted data
	4	n.c.	Not connected
	5	GND	Data reference potential
	6	n.c.	Not connected
	7	n.c.	Not connected
	8	n.c.	Not connected
	9	n.c.	Not connected
	Shielding	Shielding	Connection to functional earth
<b>Ethernet interface, RJ45 plug</b>			
	1	TD+	Transmitted data+
	2	TD-	Transmitted data-
	3	RD+	Received data+
	4	n.c.	Not connected
	5	n.c.	Not connected
	6	RD-	Received data-
	7	n.c.	Not connected
	8	n.c.	Not connected
	Housing	Shielding	Shielding



## Accessories

Ordering data				Part no.	Type	
Designation						
<b>Control block</b>						
	Motion functions for electric drives			3473128	CPX-CEC-C1-V3	
	SoftMotion functions for electric drives			3472765	CPX-CEC-M1-V3	
	RS232 communication function			3472425	CPX-CEC-S1-V3	
<b>Fieldbus interface</b>						
	Sub-D plug, 9-pin, for CANopen			532219	FBS-SUB-9-BU-2x5POL-B	
	Micro style bus connection, 2xM12 for DeviceNet/CANopen			525632	FBA-2-M12-5POL	
	Socket for micro style connection, M12			18324	FBSD-GD-9-5POL	
	Plug for micro style connection, M12			175380	FBS-M12-5GS-PG9	
	Open style bus connection for 5-pin terminal strip for DeviceNet/CANopen			525634	FBA-1-SL-5POL	
	Terminal strip for open style connection, 5-pin			525635	FBSD-KL-2x5POL	
<b>Ethernet interface</b>						
	RJ45 plug	Degree of protection IP 65, IP67		534494	FBS-RJ45-8-GS	
	Cover for RJ45 connection	Degree of protection IP 65, IP67		534496	AK-RJ45	
	Straight plug, RJ45, 8-pin	Straight plug, M12x1, 4-pin, D-coded	Degree of protection IP20	1 m	8040451	NEBC-D12G4-ES-1-S-R3G4-ET
				3 m	8040452	NEBC-D12G4-ES-3-S-R3G4-ET
				5 m	8040453	NEBC-D12G4-ES-5-S-R3G4-ET
				10 m	8040454	NEBC-D12G4-ES-10-S-R3G4-ET
	Straight plug, RJ45, 8-pin	Straight plug, RJ45, 8-pin	Degree of protection IP20	1 m	8040455	NEBC-R3G4-ES-1-S-R3G4-ET

## Accessories

Ordering data		Part no.	Type
Designation			
Coverings and attachments			
	Inspection cover, transparent, for Sub-D connection	533334	AK-SUB-9/15-B
	Inscription label holder for connection block	536593	CPX-ST-1
User documentation			
	Manual for control block CPX-CEC	German	569121 P.BE-CPX-CEC-DE
		English	569122 P.BE-CPX-CEC-EN

# Festo - Your Partner in Automation



**1 Festo Inc.**  
5300 Explorer Drive  
Mississauga, ON L4W 5G4  
Canada

**Festo Customer Interaction Center**  
Tel: 1 877 463 3786  
Fax: 1 877 393 3786  
Email: [customer.service.ca@festo.com](mailto:customer.service.ca@festo.com)



**2 Festo Pneumatic**  
Av. Ceylán 3,  
Col. Tequesquináhuac  
54020 Tlalnepantla,  
Estado de México

**Multinational Contact Center**  
01 800 337 8669  
[ventas.mexico@festo.com](mailto:ventas.mexico@festo.com)



**3 Festo Corporation**  
1377 Motor Parkway  
Suite 310  
Islandia, NY 11749

**Festo Customer Interaction Center**  
1 800 993 3786  
1 800 963 3786  
[customer.service.us@festo.com](mailto:customer.service.us@festo.com)



**4 Regional Service Center**  
7777 Columbia Road  
Mason, OH 45040

Connect with us



[www.festo.com/socialmedia](http://www.festo.com/socialmedia)



[www.festo.com](http://www.festo.com)

Subject to change